
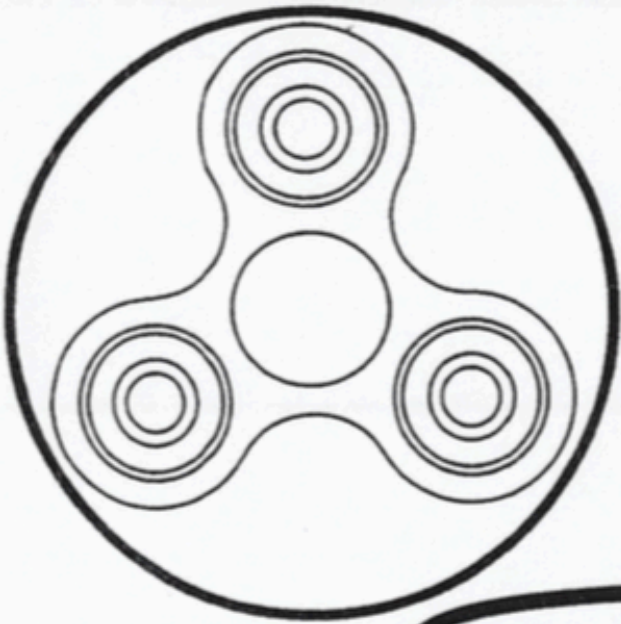


























## Fidget Spinner Challenge

Fill in the boxes with music terms you know. Check the second page for some suggestions.

Place a fidget spinner on the picture to the left. Give it a spin, and see if you can name all the music terms in the boxes!

If you don't have a fidget spinner, you can set a timer for 1 or 2 minutes.



Kindergarten	1st grade	2nd grade	3rd grade	4th grade	5th grade
TA					
TI-TI					
HIGH					
LOW	HIGH, LOW				
FAST	FAST, SLOW	FAST, SLOW			
SLOW	LOUD, SOFT	PIANO, FORTE	PIANO, FORTE MEZZO		
LOUD	SOLFEGE (DO, RE, MI, etc)	SOLFEGE (DO, RE, MI, etc)	ANDANTE, MODERATO, ALLEGRO	PIANO, FORTE MEZZO, PIANISSIMO, FORTISSIMO	PIANO, FORTE MEZZO, PIANISSIMO, FORTISSIMO
SOFT			MAJOR, MINOR	ANDANTE, MODERATO, ALLEGRO, PRESTO	LARGO, ANDANTE, MODERATO, ALLEGRO, PRESTO

**Other ideas to fill in the boxes:**

- instrument families (string, woodwind, brass, percussion)
- composers
- body percussion actions (examples: clap, snap, jump, tap, click)
- ukulele chords (C, F, G, G7)
- use what you know about music to make up your own chart